



PAX PRODUCTS, INC
EGD-250-72 EGD Oscillating Conveyor
 Patent Pending





System Features:

The Pax EGD conveyor is an electrically driven, oscillating type conveyor that utilizes an elliptical gear drive (EGD) to produce a reciprocating, varying acceleration motion that conveys parts and scrap out of the press area. Utilizing driven, elliptical gears in a sealed oil bath provides an extremely reliable, high torque design that has:

- ☆ No Air consumption
- ☆ No Springs, Cams; or Free Clearance
- ☆ Simple Tray Attachment
- ☆ Robust, Elliptical Geared Drive

System Specifications:

Standard Tray Attachment:



Tray brackets simply snap in place over the round portion of the cross bar without use of tools. The machined, acetal brackets bolt to the side of the conveyor tray and are able to rotate on the cross bar in the event that the tray needs to run on a slight angle.

EGD-250 Conveyor Electrical Specifications:

- Standard Input Voltage --- 120 VAC, Single Phase, 60HZ (Contact Pax for alternate voltages).
- Control ----- Variable Frequency Drive is utilized to start and stop the conveyor.
- Motor Type: ----- 3/4 hp AC, Gear motor (240V-3 phase supplied to motor from VFD)
- Electrical Connection: ---- VFD unit has a 12' cord that quick connects to the conveyor. If the unit is arranged for a 120VAC, Single Phase, 60 HZ input; the VFD unit will also have a 7' long cord with a 3-pronged plug for a power outlet.

EGD-250 Conveyor Mechanical Specifications:

- Cross Bar Length: ----- Standard lengths range from 6' to 16' (in 1' increments). Please contact Pax regarding longer bar lengths.
- Max Tray Weight: ----- 250 pounds total plus parts and scrap weight.
- Max. Part/Scrap Weight: 500 lbs.
- Conveying Speed: ----- Conveyor operates at approximately 100 cycles per minute. Resulting conveying speed may be up to 25 feet per minute depending on the type of part being conveyed and the type and cleanliness of the tray.



PAX PRODUCTS, INC


EGD-250-72 EGD Oscillating Conveyor

Patent Pending

EGD-250 Reference Sketch:

Note: The below sketch and picture are for reference only and are provided to explain the design concepts of this conveyor. The actual conveyor construction varies from what is depicted in the sketch.

Guide Bearings are Widely Spaced and Unit is Driven at Bearings, which resist off-center loading & maximize bearing life



Elliptical Gear Drive in Sealed Oil Bath

¾ HP 240V

